
	Bornish Wind Energy Centre NextEra Energy Wind Operations Emergency Action Plan Internal Use	Number:	001
		Issued:	Draft
		Revised:	Draft
		Pages:	1 of 24
		Approved:	Draft

Table of Contents

Item	Document Page Number
Statement of Compliance	2
Designation of Facility Emergency Coordinators	3
Process Description	4
Objectives	4
Administration	4
Regulatory References	4
Training	4
Facility Location Information	5
Plant General Emergency Procedure	5
Emergency Action Plan Annual Drill	8
Immediate Site Evacuation Procedure (Appendix 1)	9
Delayed Site Evacuation Procedure (Appendix 2)	11
Designated Egress Routes and Muster Areas (Appendix 3)	13
Personnel Injuries/Serious Health Conditions (Appendix 4)	14
Fire Response Plan (Appendix 5)	17
Chemical/Oil Spills and Releases (Appendix 6)	21
Weather-Related Emergencies (Appendix 7)	23
Threats to the Facility (Appendix 8)	24
Pandemics (Appendix 9)	24
Sabotage Reporting (Appendix 10)	24

	Bornish Wind Energy Centre NextEra Energy Wind Operations Emergency Action Plan Internal Use	Number:	001
		Issued:	Draft
		Revised:	Draft
		Pages:	2 of 24
		Approved:	Draft

This Emergency Action Plan will be implemented as herein described.

STATEMENT OF COMPLIANCE

It is noted that this Contingency Plan was prepared in May 2012 by NextEra Bornish Wind, LP.


Thus, I hereby state that the NextEra Bornish Wind, LP has evaluated the requirements of all applicable Provincial and Federal Laws and recognize that this Plan has been prepared in accordance with the requirements therein.

Name: Doug McIntosh

Signature: _____

Title: Regional Manager

Date: _____

	Bornish Wind Energy Centre NextEra Energy Wind Operations Emergency Action Plan Internal Use	Number:	001
		Issued:	Draft
		Revised:	Draft
		Pages:	4 of 24
		Approved:	Draft

1.0 Process Description

The Emergency Action Plan outlined in this document establishes the planned response actions that will be taken by personnel at the Bornish Wind Energy Centre in the event of an emergency situation.

2.0 Objectives

To establish a pre-planned set of actions that are to be taken when an emergency occurs that will minimize health risks to plant personnel and people in the surrounding community, as well as minimize adverse impacts to the environment. It is intended that this plan will make clear to all plant personnel the actions that they are required to take if an emergency situation develops.

3.0 Administration

Paper copies of this Emergency Action Plan shall be maintained at the following plant locations at all times:

- (1) The Facility Maintenance Building
- (2) The Administration Building


An electronic copy of this plan will also be accessible on the facility’s LAN. This plan will be reviewed upon implementation, whenever revisions are made, and at least annually by NextEra Bornish Wind personnel.

4.0 Regulatory References

This plan has been developed to ensure compliance with OH&S Code 2009, Part 7, 117(1) (Emergency Response Plan). NextEra Bornish Wind Energy Centre acknowledges awareness that any significant changes in types or quantities of chemicals or other hazards on the site will necessitate review of this plan. Any such revisions to this plan will be communicated with appropriate agencies and organizations.

5.0 Training

All NextEra employees at the facility shall receive training on this Emergency Action Plan whenever it is modified or on at least an annual basis. Employees will also be trained when this plan is initially implemented. Contractors and visitors who will enter operating areas of the facility will be trained on plant alarms, mustering locations and evacuation procedures before they enter the facility for the first time, and at least annually thereafter. A listing of contractors with current training on this plan will be maintained at the facility for reference purposes.

	Bornish Wind Energy Centre NextEra Energy Wind Operations Emergency Action Plan Internal Use	Number:	001
		Issued:	Draft
		Revised:	Draft
		Pages:	5 of 24
		Approved:	Draft

6.0 Facility Location Information for Outside Emergency Responders

The Bornish Wind Energy Centre is located at TBD

7.0 Plant General Emergency Procedure

This emergency plan was developed for the following plausible contingencies that could transpire at the facility:

- (1) Personnel injuries and serious health conditions
- (2) Fires
- (3) Chemical releases
- (4) Weather-related causes
- (5) Threats to the facility that warn of danger to personnel
- (6) Pandemics
- (7) Sabotage Reporting
- (8) Other unanticipated events

It will be the responsibility of the Site/Plant Leader to assess a developing emergency situation and initiate the appropriate actions in this plan to protect personnel, the surrounding environment, and plant equipment from adverse damages. In the event of an emergency, the following actions will be immediately performed:

7.1 *If the event is a fire, medical, or police emergency, contact 911 immediately.*

7.2 If the event is a fire emergency, medical emergency, police emergency or weather-related emergency, ensure that the following are also contacted:


Title	Name	Office Phone	Cell Phone	Home Phone
Site Manager	TBD	TBD	TBD	TBD
Emergency Coordinator	TBD	TBD	TBD	TBD
FPDC	N/A	561-694-3636 866-375-3737	N/A	N/A

7.3 Any work-related permits in affect shall be immediately voided, and personnel involved in such work shall cease all activities.

7.4 All sources of ignition, including hot work, burning cigarettes, portable tools and motor vehicles shall be immediately secured.

7.5 Based upon the type and extent of the emergency, the Site/Plant Leader should assess whether an evacuation should be initiated. The following criteria should be considered in rendering a decision to conduct an evacuation of the facility:

- (a) The affected parts of the facility and severity of the emergency.
- (b) Restrictions in egress routes caused by the emergency.

	Bornish Wind Energy Centre NextEra Energy Wind Operations Emergency Action Plan Internal Use	Number:	001
		Issued:	Draft
		Revised:	Draft
		Pages:	6 of 24
		Approved:	Draft

- (c) Wind direction (if the emergency involves gases/vapors)
- (d) People currently located at the facility (day shift, night/weekend shift, visitors/contractors, etc.)

7.6 If the Site/Plant Leader determines that a facility evacuation is necessary, he/she must determine which type of evacuation to direct. The following sections describe the types of evacuations that can be performed:

(a) **Immediate Site Evacuation**


This type of evacuation would be used only in the event of an emergency grave enough to warrant immediate evacuation of all personnel. *In this type of evacuation, operating area personnel should evacuate without regard for shutdown of plant systems or for placing plant systems in the safest mode possible.* This type of evacuation should only be utilized if the safety of personnel in operating areas is in immediate and severe danger, such that any delay in evacuating could result in deaths or injuries to personnel.

(b) **Delayed Site Evacuation**


This type of evacuation would be used in a serious emergency situation where non-essential personnel (those not involved in plant operations or emergency coordination) are immediately evacuated as a precaution, and essential personnel remain in operating areas to perform a controlled shutdown of the facility prior to evacuating. It is anticipated that this would be the primary type of evacuation used in response to serious emergencies at the facility. The Site/Plant Leader and/or Facility Emergency Coordinator must assess whether or not the prevailing circumstances warrant keeping essential personnel in plant operating areas to perform a controlled shutdown of the facility. *If personnel will not be exposed to unnecessary danger to perform facility shutdown and/or place the facility into a safe condition, then this is the preferred type of evacuation, as opposed to an Immediate Site Evacuation.*

NOTE: Although the Site/Plant Leader (or Facility Emergency Coordinator) may initially designate an evacuation to be a Delayed Site Evacuation, he/she should always keep in mind that conditions may change rapidly, and result in the need to call for an Immediate Site Evacuation.

7.7 If the Site/Plant Leader (or Facility Emergency Coordinator, as appropriate) determines that an evacuation is necessary, he/she shall ensure that a sounding of the plant alarm is initiated. In this case, an evacuation alarm should be sounded and all employees/visitors accounted for.

	Bornish Wind Energy Centre NextEra Energy Wind Operations Emergency Action Plan Internal Use	Number:	001
		Issued:	Draft
		Revised:	Draft
		Pages:	7 of 24
		Approved:	Draft


- 7.8 If an evacuation has been directed, and following the sounding of the evacuation alarm, the Site/Plant Leader shall ensure that instructions for evacuation are communicated to personnel over the plant radio system. These instructions should include the following items at a minimum:
- (a) The type of evacuation to be performed
 - (b) Immediate Site Evacuation
 - (c) Delayed Site Evacuation
 - (d) The nature of the emergency
 - (e) The location(s) of the emergency
 - (f) Any egress routes that should not be used by evacuating personnel (if known and applicable)
- 7.9 If an evacuation has been ordered, personnel shall follow one of the following evacuation procedures, as appropriate, based upon the direction of the Site/Plant Leader and/or Facility Emergency Coordinator:
- (a) Immediate Site Evacuation (APPENDIX 1)
 - (b) Delayed Site Evacuation (APPENDIX 2)
- 7.10 Perform the appropriate follow-up procedure(s) below, based upon the type of emergency that is occurring:
- (a) Personnel Injuries/Health Conditions (APPENDIX 4)
 - (b) Fire (APPENDIX 5)
 - (c) Chemical/Oil Spills and Releases (APPENDIX 6)
 - (d) Weather-related Emergencies (APPENDIX 7)
 - (e) Threats to the facility (APPENDIX 8)
 - (f) Pandemics (APPENDIX 9)
 - (g) Sabotage Reporting (APPENDIX 10)

	Bornish Wind Energy Centre NextEra Energy Wind Operations Emergency Action Plan Internal Use	Number:	001
		Issued:	Draft
		Revised:	Draft
		Pages:	8 of 24
		Approved:	Draft

8.0 Emergency Action Plan Annual Drill

It is the responsibility of the Site Leader to ensure an Emergency Action Plan Drill is held each year.


- 8.1 In addition to performing the drill, the Emergency Action Plan must be reviewed for accuracy. Make updates as required and forward revised plan to the Wind Safety Specialist. Ensure site team has been trained on any changes.
- 8.2 For those sites using the Task Manager to manage repetitive tasks, schedule this drill to occur each April
- 8.3 For those sites using the Compliance Tracker to manage repetitive tasks, schedule the drill for each April
- 8.4 Each year's drill content will be determined by the site leader based on current needs
- 8.5 The type of annual drill (table top, full functional drill, etc.) will be determined by the site leader based on current needs, **BUT IT MUST INCLUDE A DOCUMENTED EVACUATION OF THE O&M / SERVICE BUILDING.**
- 8.6 A roster of drill attendees and date of drill will be filed with sites' Emergency Action Plan documents
- 8.7 Any gaps or action items that are a result of the drill will be identified, resolved, fully documented, and filed with the sites' Emergency Action Plan documents. Note that Work Management is to be used to document actual tasks to be completed to close gaps.

	Bornish Wind Energy Centre NextEra Energy Wind Operations Emergency Action Plan Internal Use	Number:	001
		Issued:	Draft
		Revised:	Draft
		Pages:	9 of 24
		Approved:	Draft

APPENDIX 1


Immediate Site Evacuation Procedure

1. Personnel present in the Administrative Building shall immediately take the following actions:
 - (a) Locate and obtain the visitor/contractor sign-in sheet.
 - (b) Locate and obtain all immediately accessible hand-held radios.
 - (c) Gather in the Administrative Building as a group, and determine the safest muster area to proceed to, depending upon the known circumstances of the emergency (as indicated on Appendix 3).
NOTE: The primary muster area must be a predetermined location, with any alternate muster areas selected only when egress routes to the primary muster area are unsafe to proceed along.
 - (d) Pass the following information over the plant radio system:
 - 1) The muster area the employees will be proceeding to.
 - 2) Visitors/contractors known to be in the operating areas (as indicated by the visitor/contractor sign-in sheet).
 - (e) Once emergency personnel have completed the preceding steps, they shall immediately proceed to their designated muster area. Personnel in the Administrative Building should not delay in evacuating, or wait on other personnel that they anticipate may arrive.
 - (f) Upon arriving at the designated muster area, the group shall designate a Person-in-Charge and take a head count of all personnel who are at the muster area, including contractors and visitors.
 - (g) After a roll call of all personnel present at the muster area is taken, the Person-in-Charge shall identify which operating area personnel are not accounted for. The Person-in-Charge will then query by radio for personnel who are unaccounted for. The Person-in-Charge shall then establish radio communication with the Emergency Coordinator (if applicable) and relay information on personnel who are unaccounted for.
 - (h) All personnel at the muster location shall remain at the muster location until an “ALL CLEAR” signal is sounded, or if directed by the Emergency Coordinator (if applicable) to leave the muster location. The “ALL CLEAR” signal will be communicated by Radio or cellular telephone.
 - (i) The Person-in-Charge shall continuously monitor the plant radio system when at the muster location.

	Bornish Wind Energy Centre NextEra Energy Wind Operations Emergency Action Plan Internal Use	Number:	001
		Issued:	Draft
		Revised:	Draft
		Pages:	10 of 24
		Approved:	Draft

2. Personnel present in the facility operating areas (other than Administrative Building) shall immediately perform the following actions:
 - (a) If not monitoring the plant radio system, immediately turn on hand-held radios.
 - (b) Proceed to the designated muster area, unless the egress route to the muster area is not safe for travel. In such a case, proceed to an alternate muster area.
 - (c) Instruct any personnel (including visitors and contractors) who are seen along the way to proceed to the designated muster area.
 - (d) Upon reaching the appropriate muster area, report to the Person-in-Charge and continue to monitor the plant radio system. If no other personnel are present at the muster area upon arrival, communicate to the Site/Plant Leader that no other personnel are present in the area.

3. Personnel not in the operating areas of the plant (to include the administration building and parking areas) shall immediately perform the following actions:
 - (a) Locate and obtain all immediately accessible hand-held radios.
 - (b) Proceed to the designated muster area.
 - (c) A Person-in-Charge shall be designated for the muster area. In many cases, this will be the Emergency Coordinator. The Person-in-Charge shall establish radio communications with operating area personnel and compare roll call lists to determine if any personnel are unaccounted for in the facility.
 - (d) If the Emergency Coordinator is not present at the muster area, the Person-in-Charge at the muster area will coordinate outside responding agency activities until the Emergency Coordinator arrives. In the event that the Emergency Coordinator is in plant operating areas or has proceeded to the alternate muster area, he/she may elect to designate the muster area Person-in-Charge to act in the capacity of Emergency Coordinator during the emergency.


	Bornish Wind Energy Centre NextEra Energy Wind Operations Emergency Action Plan Internal Use	Number:	001
		Issued:	Draft
		Revised:	Draft
		Pages:	11 of 24
		Approved:	Draft

APPENDIX 2

Delayed Site Evacuation Procedure


1. Personnel present in the Administrative Building shall immediately perform the following actions:
 - (a) Take necessary operating actions to place the facility in the most stable condition, based upon the type of emergency.
 - (b) Locate and obtain the visitor/contractor sign-in sheet
 - (c) Communicate names of visitors/contractors currently in the operating areas to outside operating personnel. Instruct outside operating personnel to locate and direct all visitors/contractors to proceed to the Administrative Building for egress instructions.
 - (d) When all visitors, contractors and non-essential operating personnel have been accounted for and are present in the Administrative Building, the Site/Plant Leader (or Emergency Coordinator, as appropriate) shall designate a trained person to escort all non-essential personnel to the designated muster area along the safest egress route.
 - (e) Notify the Emergency Coordinator and Production Staff of the current facility status, and evacuation details.
 - (f) Perform a controlled shutdown in accordance with appropriate procedures and directions from the Emergency Coordinator.
 - (g) Once the shutdown has been completed, all essential personnel shall gather in the Administrative Building and take roll call. When all essential operating personnel are present and accounted for, evacuation to the designated muster area shall be performed, unless the egress route is not safe for travel. In such a case, proceed to the alternate muster area.

2. Personnel present in the facility operating areas (other than Administrative Building) shall immediately perform the following actions:
 - (a) Continuously monitor the radio system for information and instructions.
 - (b) Perform immediate response actions, as appropriate, to place the facility in the most stable condition, based upon the type of emergency.
 - (c) Locate and direct non-essential personnel to proceed to the Administrative Building immediately.
 - (d) Perform facility shutdown instructions as directed by the Site/Plant Leader.
 - (e) Upon completion of shutdown, or upon direction by the Emergency Coordinator, proceed to the Administrative Building for instructions.

	Bornish Wind Energy Centre NextEra Energy Wind Operations Emergency Action Plan Internal Use	Number:	001
		Issued:	Draft
		Revised:	Draft
		Pages:	12 of 24
		Approved:	Draft

3. Personnel not in the operating areas of the facility (to include the administration building and parking areas) shall immediately perform the following actions:
 - (a) Locate and obtain all immediately accessible hand-held radios.
 - (b) Proceed to the designated muster area (see Appendix 3).
 - (c) A Person-in-Charge shall be designated for the muster area. The Person-in-Charge shall establish radio communications with operating area personnel and compare roll call lists to determine if any personnel are unaccounted for in the facility.
 - (d) The Person-in-Charge at the designated muster area will coordinate outside responding agency activities and provide assistance (to include personnel, resources, and administrative functions) to the Administrative Building as directed by the Emergency Coordinator and/or Site/Plant Leader.

4. The Emergency Coordinator shall immediately perform the following actions:
 - (a) Proceed to the Administrative Building, or to the location on the facility most appropriate for directing response actions for the emergency.
 - (b) Coordinate actions related to the emergency and provide directions to muster area Persons-in-Charge.
 - (c) In the event that the emergency escalates in severity or immediate danger to personnel, direct immediate evacuation of all essential operating personnel involved in plant shutdown activities.

	Bornish Wind Energy Centre NextEra Energy Wind Operations Emergency Action Plan Internal Use	Number:	001
		Issued:	Draft
		Revised:	Draft
		Pages:	13 of 24
		Approved:	Draft


APPENDIX 3

Designated Egress Routes and Muster Areas for Evacuations

To Be Developed Once Site Layout is Complete

NOTES:

1. The Designated Muster Area is located in the TechRoom at the Site Operations and Maintenance Building.
2. The Alternate Muster Area is located south of the Site Operations and Maintenance Building directly across Township Road 340 from the O&M Building.
3. The Primary Egress Route should be used during evacuations. Should the emergency render this route unsafe for travel; the Alternate Egress Route should be used.

	Bornish Wind Energy Centre NextEra Energy Wind Operations Emergency Action Plan Internal Use	Number:	001
		Issued:	Draft
		Revised:	Draft
		Pages:	14 of 24
		Approved:	Draft


APPENDIX 4

Personnel Injuries and Serious Health Conditions

The following sections provide basic guidelines for response actions to be taken in the event of emergencies related to personnel health. Although facility personnel should take the most aggressive response actions that are prudent in an emergency situation, the first and foremost action will be to call 911 to initiate the response of trained outside medical responders. To prepare facility personnel for such contingencies, it will be the facility policy that all operating personnel and as many other personnel as possible should be trained in CPR (Cardiopulmonary Resuscitation) and in the use of an AED (Automated External Defibrillator) if one is available. If present on site, the AED will be maintained at the facility at the designated location in the Administrative Building.

Basic First Response Actions

- Check for unresponsiveness. Unresponsiveness is when the person is unconscious and does not respond when you call their name or touch them.
- *If the person is unresponsive, immediately call 911 for outside medical assistance and ask other personnel to bring the AED to the scene.* Other personnel should assist with 911 notifications and expediting the delivery of the AED to the scene.
- Next check to see if the victim is breathing normally. If no signs of breathing are observed, the responder should initiate two rescue breaths into the victim. After the rescue breaths, a pulse should be checked for on neck. If a pulse is present, continue with recovery breathing, but do not initiate chest compressions.
- If no pulse is observed, complete CPR, with assisted breathing and chest compressions should be commenced.
- If CPR is being performed and the AED arrives to the scene, direct an assistant to begin setting up the AED for operation on the victim. CPR should be continued during the time that the AED is being set up.
- If the AED is placed into operation, remain near the victim and follow all AED instructions to ensure safety and proper victim monitoring. Maintain the victim with AED monitoring until trained medical responders arrive at the scene.
- If the victim is responsive, but shows signs of shock or has an obvious severe injury, call 911 immediately and take additional actions as described in the sections below.
- If the victim has obvious broken bones or is bleeding profusely or may have neck or spine injuries, *do not attempt to move the victim.* Make the victim as comfortable as possible, and apply pressure to mitigate areas of profuse bleeding until trained medical personnel arrive at the scene.
- Immobilize all injured parts of the victim.
- Prepare victim for transportation, if the victim can be safely moved.

	Bornish Wind Energy Centre NextEra Energy Wind Operations Emergency Action Plan Internal Use	Number:	001
		Issued:	Draft
		Revised:	Draft
		Pages:	15 of 24
		Approved:	Draft

Physical Shock

Symptoms

- Pallid face.
- Cool and moist skin.
- Shallow and irregular breathing.
- Perspiration appearing on the victim's upper lip and forehead.
- Increased, but faint pulse rate.
- Nausea.
- Detached semi-conscious attitude towards what is occurring around him/her.

Treatment

- Request professional medical aid immediately.
- Remain with and attempt to calm the victim.

Electric Shock

Symptoms

- Pale bluish skin that is clammy and mottled in appearance.
- Unconsciousness. No indications that the victim is breathing.

Treatment

- Turn off electricity if possible.
- Call for professional medical assistance and an ambulance immediately.
- Remove electric contact from victim with non-conducting material.
- Perform CPR and call for the AED, if required.


Burns

Symptoms

- Deep red color; or
- Blisters; or
- Exposed flesh.

Treatment

- Cooled immediately if at all possible, and
- Free of any jewelry or metal if it is safe to remove it.
- Do not pull away clothing from burned skin tissue.
- Do not apply any ointment to burn area.
- Seek professional medical assistance as soon as possible.

	Bornish Wind Energy Centre NextEra Energy Wind Operations Emergency Action Plan Internal Use	Number:	001
		Issued:	Draft
		Revised:	Draft
		Pages:	16 of 24
		Approved:	Draft

Heat Stroke

Symptoms

- Face will be red
- Face will be dry to the touch.
- The pulse will be extremely strong and fast.

Treatment

- Rapidly cooled or death can occur.
- Sponged with water.
- Fanned to allow evaporation to occur.
- Moved into a cool environment.


Heat Exhaustion

Symptoms

- Increased heart rate
- Exhaustion can follow.
- An impaired ability to think can exist.
- A lack of coordination may be present.
- Body temperature may be normal.
- Skin can be clammy.
- Weakness and dizziness may result.

Treatment

- Remove from the hot environment.
- Lay victim on their back with feet slightly elevated.

	Bornish Wind Energy Centre NextEra Energy Wind Operations Emergency Action Plan Internal Use	Number:	001
		Issued:	Draft
		Revised:	Draft
		Pages:	17 of 24
		Approved:	Draft

APPENDIX 5


Fire Response Plan

The Bornish Wind Energy Centre has a Fire Prevention Plan that describes measures taken at the facility to prevent, minimize the severity of, and proactively prepare for the event of a fire emergency. However, in the event that a fire should occur at the facility, this Fire Response Plan describes the actions that should be taken by plant personnel. Safe and expedient response actions are essential to protect the health and safety of plant personnel and minimize damages to plant equipment and the surrounding environment.

1. Any person who discovers a fire in the facility should immediately make radio contact with the plant control room, and provide the following information:
 - (a) That a fire has been discovered.
 - (b) The location and source of the fire.
 - (c) Any injuries that have occurred
 - (d) The cause of the fire (if known)
 - (e) Actions he/she will be taking to extinguish the fire (if appropriate, in accordance with step 2 of this procedure).


NOTE: Notifying others of the emergency and getting trained responders on the way is the most important step in minimizing injuries to personnel and damage to equipment. However, in the event that the person discovering a fire would be significantly delayed in attempting to extinguish it in its incipient stage by first getting to a radio to report it, the priority would be to extinguish the fire in the incipient stage. Example: A fire commences in the immediate vicinity of a person who does not have immediate access to a plant radio. If the person can quickly extinguish the fire, he/she should do so first, then get to a radio to report the fire as soon as possible thereafter. If a fire progresses to, or is discovered in a state beyond the incipient stage, the ***immediate action is to notify others over the radio and get help.***

2. Any person discovering a fire in its incipient stage should take action as quickly as possible to extinguish the fire. In general, a fire should be considered to be in its incipient stage if it meets two primary criteria:
 - (a) The fire can be extinguished or controlled with a single portable fire extinguisher, and,
 - (b) The person discovering the fire perceives an adequate level of safety in attempting to extinguish the fire.

	Bornish Wind Energy Centre NextEra Energy Wind Operations Emergency Action Plan Internal Use	Number:	001
		Issued:	Draft
		Revised:	Draft
		Pages:	18 of 24
		Approved:	Draft


3. As long as the fire is in its incipient stage, as defined above, the person discovering the fire should utilize all appropriate and readily available fire extinguishing equipment to extinguish the fire. ***Fire-fighting efforts beyond the incipient stage will be performed by trained outside responders only.*** (Note: All plant personnel will be provided with initial and periodic refresher training on the types and locations of fire-fighting equipment at the facility. The *Fire Extinguisher Deployment Plot*, detailing the location of portable fire extinguishing equipment deployed at the facility, is provided at the end of this appendix. Additionally, the *Fire Protection System Plot* details locations of key fire hydrants near or on the facility.)

4. In response to the fire, the Site/Plant Leader will need to make the following determinations:
 - (a) The equipment or activities that need to be shutdown and/or ceased.
 - (b) If any automatic fire suppression systems were activated as a result of the fire, when to secure such systems.

	Bornish Wind Energy Centre NextEra Energy Wind Operations Emergency Action Plan Internal Use	Number:	001
		Issued:	Draft
		Revised:	Draft
		Pages:	19 of 24
		Approved:	Draft


Fire Extinguisher Deployment Plot Legend:  Dry Chemical Extinguisher

To Be Determined

	Bornish Wind Energy Centre NextEra Energy Wind Operations Emergency Action Plan Internal Use	Number:	001
		Issued:	Draft
		Revised:	Draft
		Pages:	20 of 24
		Approved:	Draft

Bornish Substation

To Be Determined

	Bornish Wind Energy Centre NextEra Energy Wind Operations Emergency Action Plan Internal Use	Number:	001
		Issued:	Draft
		Revised:	Draft
		Pages:	21 of 24
		Approved:	Draft

APPENDIX 6


Chemical/Oil Spills and Releases

The spill or release of any chemical is a potentially serious event, and appropriate response actions must be taken to minimize health hazards to personnel, as well as potential impacts to the environment. It is the policy of the facility that plant personnel will not respond to spills/releases, but will instead call for trained outside responders to perform this function. For the purpose of clarification to plant personnel, the term “respond” in this context refers to actions taken to perform cleanup operations of spilled substances, and in some cases may even take the meaning of actually stopping the source of a spill. Taking basic response actions to a spill such as setting up barricades, placing containment media and stopping spills in situations such as the step 1 example below should not be construed to be acting in the role of a “responder”, as it is defined in OSHA HAZWOPER regulations.

The basic actions to be taken in response to a chemical spill or release are the following:

1. If the spill or release is the direct result of an operational action performed on the system from which the release has originated, the person who performed the action should attempt to stop the release (if possible) ***if it can be stopped without incurring additional personal exposure to the substance.*** An example of this might be the following:


Example: A person opens the drain valve on a line that results in an unexpected release. If the person can immediately stop the release by closing the valve, this action should be taken if no additional exposure to the chemical will occur by doing so.
2. The person discovering a spill/release should immediately move to a location that is a safe distance from the affected area, but still allows for observation of the affected area (if remaining within observation distance is safe under prevailing conditions; if in doubt, do not risk exposure – leave the area.).
3. The person discovering the spill should look for other personnel in the area, and warn them by any means available of the event that has occurred. The Site/Plant Leader should be notified immediately over the radio. Information provided should include all of the following that are known:
 - (a) What type of chemical has been spilled/released.
 - (b) The location(s) of the spill/release.
 - (c) If the source of the spill/release has been stopped
 - (d) If any injuries or chemical exposure has occurred to personnel.
 - (e) Boundaries describing the area of the spill.
 - (f) Whether or not the spill is contained.
 - (g) Quantity released.
 - (h) Environmental Impacts (water bodies, streams, ground, roadways)

	Bornish Wind Energy Centre NextEra Energy Wind Operations Emergency Action Plan Internal Use	Number:	001
		Issued:	Draft
		Revised:	Draft
		Pages:	22 of 24
		Approved:	Draft

4. Based upon the report from the person discovering the spill, the Site/Plant Leader shall evaluate whether the circumstances pose a threat to the surrounding community or the environment. ***If a threat is imposed to the community or environment, 911 should be notified immediately.*** The Site/Plant Leader shall also contact at least one of the following specialized emergency responders:

Organization	Expected Response Time	Contact Number
TBD	TBD	TBD
TBD	TBD	TBD

5. The Site/Plant Leader shall make a determination as to whether the spill/release is of a quantity that must be reported to agencies, and if so, which agencies to notify. To perform this step, the Site/Plant Leader shall use the Spill Prevention Control and Countermeasure Plan (SPCC). The Site/Plant Leader shall ensure that all required notifications are made.
6. While remaining at a safe distance from the spill/release, the person discovering the spill should locate and place temporary containment around the outer boundaries of the spill, and place absorbent mats over any plant drains that are near the location of the spill. ***This should be performed only if it is safe to do so without risking chemical exposure.***
7. The person discovering the spill should attempt to barricade, restrict access or otherwise mark off safe boundaries around the spill to avert others from inadvertently approaching the spill area. ***This should be performed only if it is safe to do so without risking chemical exposure.***
8. The person discovering the spill should remain at a safe distance from the source of the spill/release until additional assistance or instructions are received.
9. Unless the person discovering the spill has reported unsafe conditions for approach of the area, the Site/Plant Leader shall immediately proceed to the spill area to evaluate the severity of the incident. **NOTE: IF ANY PERSONNEL ARE DISCOVERED TO BE UNCONSCIOUS OR OTHERWISE INCAPACITATED UPON APPROACH TO THE SPILL SCENE, ALL PERSONNEL MUST IMMEDIATELY BACK AWAY TO A SAFE DISTANCE FROM THE UNKNOWN THREAT.**
10. The Site/Plant Leader shall evaluate the adequacy of containment, barricades, and any other efforts that have been taken to prevent the spill from migrating to any additional areas or systems, and direct additional actions to be performed (unless it is deemed that any additional actions are unsafe to perform). The adequacy or need for PPE should also be assessed. Upon completing this assessment, the Site/Plant Leader shall notify/inform the Facility Emergency Coordinator of the status of the emergency.
11. Once the Site/Plant Leader (or Emergency Coordinator, as appropriate) has determined that adequate containment and barricading of the spill area exists, he/she shall ensure that an adequately trained observer remains positioned a safe distance from the scene to observe the status of the spill. This observer shall perform radio status checks a minimum of once every three minutes until outside responders arrive for cleanup/mitigation actions.

	Bornish Wind Energy Centre NextEra Energy Wind Operations Emergency Action Plan Internal Use	Number:	001
		Issued:	Draft
		Revised:	Draft
		Pages:	23 of 24
		Approved:	Draft

APPENDIX 7

Weather-Related Emergencies

Natural emergencies considered in this procedure are associated with weather disturbances such as tornadoes, flooding and severe thunderstorms. Flooding waters, lightning, high winds and heavy rains may be detrimental to the employees and or equipment and structures at the facility. Warnings about developing weather emergencies are issued by local radio stations or tracked by onsite weather systems. These warnings should provide adequate information of the approach of weather-related emergency conditions. The Site/Plant Leader at the facility has several means to monitor these weather-related emergencies. These include:


- Internet access to weather-related web-sites;
- AM/FM radio to monitor local news stations
- Weather Sentry at <http://weather.dtn.com/dtnweather>

When information is received that a severe weather or tornado watch has been issued for the facility area the following actions shall be taken:

1. The Site/Plant Leader should notify the General Manager.
2. The General Manager shall make a determination about whether or not the plant should be shut down due to the weather situation.
3. Personnel should seek indoor shelter in the plant Administrative Building, or other reinforced structure. Personnel should remain indoors if the severe weather is affecting the immediate area of the facility.

Severe Weather Preparatory Checklist

- √ Ensure all portable equipment is stored indoors.
- √ Ensure all compartment accessory doors are closed and latched for all gas turbine and steam turbine equipment modules.
- √ Ensure that switchgear, load Centre, and tower doors are closed and latched.
- √ Ensure that the Administrative building doors are closed and latched.
- √ Place all trashcans in locations not exposed to weather.
- √ Make a general housekeeping inspection and ensure that all loose objects and debris that could potentially become airborne are secured or inside.
- √ Ensure all radios are fully charged.
- √ Secure all Sea Train/CONEX Storage buildings.
- √ Ensure all personnel evacuate towers if lightning is in the area or if there are other unsafe conditions that warrant climbing to be unsafe.

	Bornish Wind Energy Centre NextEra Energy Wind Operations Emergency Action Plan Internal Use	Number:	001
		Issued:	Draft
		Revised:	Draft
		Pages:	24 of 24
		Approved:	Draft

APPENDIX 8

Threats to the Facility

In the event that the site receives threatening correspondence either by phone or by other means of communications, the following actions should be performed immediately:

Actions by the person receiving the threat:

1. Gather as much information as possible from the person making the threat. If the threat is via written correspondence, place the correspondence in a location in which it will not be touched or otherwise disturbed until police can be contacted. If the threat is being made verbally (phone, or other), communicate and obtain information from the individual making the threat for as long as possible.
2. Inform the Site/Plant Leader and/or General Manager of the situation. The Site/Plant Leader and/or General Manager may consider any or all of the following actions to take in response to the threat situation, depending upon the circumstances of the threat:
 - a) Order an evacuation of the facility.
 - b) Call 911 for Police or Fire Assistance.
 - c) Arrange for additional security personnel for the facility.
 - d) Direct plant personnel to commence a controlled shutdown of the facility.
 - e) Direct searches to be performed on vehicles entering the facility.

APPENDIX 9

Pandemics

Refer to the PGD (Power Generation Division) Pandemic Plan

APPENDIX 10

Sabotage Reporting

1. Refer to the NextEra Sabotage Reporting procedure
2. Contact the following:
 - a) Local law enforcement. If emergency dial 911.
 - b) FPDC at 561-694-3636 or 1-866-375-3737
 - c) Corporate Security at 561-694-5000
3. Communicate the sabotage event to all on-site personnel
4. Document / update the event in the Event Response Tracking System